



Round 3 : April 28 - 30

Queensland Raceway



SUPERSPORT 300 CHAMPIONSHIP

Race 2

Date: 30/04/23
 Event: R10
 Weather: Sunny - Temp: 24.5C
 Track: Dry - Temp: 36.4C

Started at: 11:57:04
 Laps: 10
 Starters: 23
 Posted at: 12:18

PROVISIONAL CLASSIFICATION

| Pos | No | Name | Machine | Laps | Race Time | Behind Leader | Behind Prev | Fastest Lap | On Lap | Top Speed |
|-----|-----|--|----------------|------|-----------|---------------|-------------|-------------|--------|-----------|
| 1 | 25 | Brodie GAWITH (VIC) / Megacycle Race Team / Ricondi / YRD / AGV / TCX / Motul / SproutWell Greenh. | Yamaha YZF-R3 | 10 | 13:58.665 | | | 1:22.714 | 10 | 185 |
| 2 | 11 | Brandon DEMMERY (NSW) / SureFlight / Surface Clean Australia / Activ Brand Management | Yamaha YZF-R3 | 10 | 13:58.681 | .016 | .016 | 1:22.442 | 3 | 185 |
| 3 | 13 | Marcus HAMOD (NSW) / Motocity / Link / Pirelli / Motul / AGV / TCX / Macna / Jekyl & Hyde / West Sliders | Yamaha YZF-R3 | 10 | 13:58.701 | .036 | .020 | 1:22.947 | 10 | 182 |
| 4 | 20 | Casey MIDDLETON (QLD) / RaceDNA M-sports / XXX Rated Suspension / RawHide Co / Kawasaki / Race Art | Kawasaki Ninja | 10 | 13:58.870 | .205 | .169 | 1:22.700 | 3 | 183 |
| 5 | 51 | Sam PEZZETTA (SA) / DAZL / Remo Contractors / SA Profiling / AUS Crush & Recycle / Unitech Building | Yamaha YZF-R3 | 10 | 13:58.927 | .262 | .057 | 1:22.686 | 3 | 188 |
| 6 | 17 | Joshua NEWMAN (NSW) / GCE Australia / Wet4U Race fairings / GASD / Portbike / Arai / Ixon | Kawasaki Ninja | 10 | 13:59.462 | .797 | .535 | 1:22.402 | 2 | 189 |
| 7 | 32 | Jai RUSSO (NSW) / Russo Performance / MotoStars / Race & Road / Ricondi / AGV Helmets / TCX Boots | Yamaha YZF-R3 | 10 | 13:59.490 | .825 | .028 | 1:23.146 | 8 | 187 |
| 8 | 48 | Valentino KNEZOVIC (NSW) / Motocity / Allhours M-cycle Tyres / Mumford Electrical / Slipstream Cleaning | Yamaha YZF-R3 | 10 | 13:59.680 | 1.015 | .190 | 1:22.613 | 10 | 185 |
| 9 | 26 | Cameron SWAIN (QLD) | Yamaha YZF-R3 | 10 | 13:59.834 | 1.169 | .154 | 1:22.647 | 10 | 186 |
| 10 | 57 | Cooper ROWNTREE (SA) / Anytime Fitness / Baseline Fabrication | Yamaha YZF-R3 | 10 | 13:59.919 | 1.254 | .085 | 1:22.359 | 3 | 188 |
| 11 | 68 | Ryan LARKIN (VIC) / Green Planet Nutrients / WHG / Drydales Chaff Mill / Academy Graphics | Yamaha YZF-R3 | 10 | 14:00.121 | 1.456 | .202 | 1:22.535 | 3 | 182 |
| 12 | 33 | Jordy SIMPSON (SA) / Simpson Crash / Simpson Signs / YRD / SBS Brakes / Kenma Aust. / Race Bike Serv. | Yamaha YZF-R3 | 10 | 14:00.616 | 1.951 | .495 | 1:22.604 | 3 | 187 |
| 13 | 77 | Lachlan LOW (QLD) / RBM Racing | Yamaha YZF-R3 | 10 | 14:01.522 | 2.857 | .906 | 1:23.008 | 3 | 185 |
| 14 | 222 | Lincoln KNIGHT (NSW) / Knights Fencing / Excite M-sports / Ricondi Race & Road / Link / Pirelli / AGV | Yamaha YZF-R3 | 10 | 14:02.778 | 4.113 | 1.256 | 1:23.035 | 6 | 186 |
| 15 | 27 | Calvin MOYLAN (WA) / RaceDNA M-sports / XXX Rated Suspension / RawHide Co / Kawasaki / Race Art | Kawasaki Ninja | 10 | 14:03.034 | 4.369 | .256 | 1:23.127 | 7 | 183 |
| 16 | 95 | Tara MORRISON (SA) / B&L Mechanical Air Services / Eurofast / Fearless M-cycles / Alpinestars / Stuntz Inc | Kawasaki Ninja | 10 | 14:07.577 | 8.912 | 4.543 | 1:23.168 | 4 | 183 |

Chief Timekeeper - Scott Laing

Race Director - Tom Williams





Round 3 : April 28 - 30

Queensland Raceway



SUPERSPORT 300 CHAMPIONSHIP

Race 2

Date: 30/04/23
 Event: R10
 Weather: Sunny - Temp: 24.5C
 Track: Dry - Temp: 36.4C

Started at: 11:57:04
 Laps: 10
 Starters: 23
 Posted at: 12:18

PROVISIONAL CLASSIFICATION

| Pos | No | Name | Machine | Laps | Race Time | Behind Leader | Behind Prev | Fastest Lap | On Lap | Top Speed |
|-----|----|--|----------------|------|-----------|---------------|-------------|-------------|--------|-----------|
| 17 | 14 | Harrison WATTS (QLD) / TeamBWR / RBM Racing / Dunlop / Race & Road / AGV / TCX / XXX Rated Race Susp. | Yamaha YZF-R3 | 10 | 14:09.636 | 10.971 | 2.059 | 1:23.765 | 3 | 179 |
| 18 | 72 | Ryder GILBERT (SA) / Eagle Drones / Gilbert Design & Construct / Routleys Plumbing / Insurance Office | Yamaha YZF-R3 | 10 | 14:13.634 | 14.969 | 3.998 | 1:23.780 | 4 | 181 |
| 19 | 65 | Will NASSIF (NSW) / Nassville Race Team | Yamaha YZF-R3 | 10 | 14:21.561 | 22.896 | 7.927 | 1:23.221 | 3 | 183 |
| 20 | 88 | Abbie CAMERON (WA) / Mototech TT / Ricondi / Race & Road / Ozsteel Design / Collie Motoplex / Trakdayz | Yamaha YZF-R3 | 10 | 14:23.354 | 24.689 | 1.793 | 1:25.102 | 3 | 181 |
| 21 | 15 | Daley MILLS (QLD) / RaceDNA M-sports / XXX Rated Suspension / RawHide Co / Kawasaki / Race Art | Kawasaki Ninja | 10 | 14:24.039 | 25.374 | .685 | 1:24.998 | 3 | 179 |
| 22 | 87 | Brock QUINLAN (SA) / RaceDNA M-sports / XXX Rated Suspension / RawHide Co / Kawasaki / Race Art | Kawasaki Ninja | 10 | 15:03.019 | 1:04.354 | 38.980 | 1:28.760 | 10 | 179 |
| DNF | 12 | Henry SNELL (QLD) / Megacycle Racing / HLM / Race & Road / SHAS / Snell Racing / Tassal | Yamaha YZF-R3 | 4 | 5:38.510 | 5 Laps | | 1:22.751 | 3 | 186 |

Fastest Lap was 1:22.359 by Cooper ROWNTREE (SA)

Current race lap record for SS300 class - 1:21.885 by Marcus HAMOD (NSW) on a Yamaha YZF-R3 set on 29/04/23

The results are provisional until the end of the time limit for protests and appeals.

Scott Laing
 Chief Timekeeper - Scott Laing

Tom Williams
 Race Director - Tom Williams





Round 3 : April 28 - 30

Queensland Raceway



SUPERSPORT 300 CHAMPIONSHIP

Race 2

Date: 30/04/23
 Event: R10
 Weather: Sunny - Temp: 24.5C
 Track: Dry - Temp: 36.4C

Started at: 11:57:04
 Laps: 10
 Starters: 23
 Posted at: 12:18

PROVISIONAL LAP TIMES

| No | Name | Lap 1 | Lap 2 | Lap 3 | Lap 4 | Lap 5 | Lap 6 | Lap 7 | Lap 8 | Lap 9 | Lap 10 |
|-----|--------------------------|----------|-----------------|-----------------|-----------------|----------|-----------------|-----------------|-----------------|----------|-----------------|
| 11 | Brandon DEMMERY (NSW) | 1:28.389 | 1:24.085 | 1:22.442 | 1:23.886 | 1:23.266 | 1:23.478 | 1:23.741 | 1:23.214 | 1:23.620 | 1:22.560 |
| 12 | Henry SNELL (QLD) | 1:28.064 | 1:24.361 | 1:22.751 | 1:23.334 | | | | | | |
| 13 | Marcus HAMOD (NSW) | 1:28.275 | 1:23.270 | 1:23.210 | 1:23.344 | 1:23.747 | 1:23.671 | 1:23.704 | 1:23.354 | 1:23.179 | 1:22.947 |
| 14 | Harrison WATTS (QLD) | 1:30.745 | 1:23.989 | 1:23.765 | 1:23.905 | 1:24.474 | 1:23.842 | 1:24.320 | 1:24.508 | 1:24.972 | 1:25.116 |
| 15 | Daley MILLS (QLD) | 1:32.817 | 1:25.430 | 1:24.998 | 1:25.858 | 1:26.190 | 1:25.507 | 1:26.685 | 1:25.313 | 1:25.662 | 1:25.579 |
| 17 | Joshua NEWMAN (NSW) | 1:29.340 | 1:22.402 | 1:22.880 | 1:23.592 | 1:23.708 | 1:24.185 | 1:23.378 | 1:24.177 | 1:23.216 | 1:22.584 |
| 20 | Casey MIDDLETON (QLD) | 1:29.155 | 1:23.096 | 1:22.700 | 1:23.158 | 1:23.708 | 1:23.620 | 1:23.721 | 1:23.291 | 1:23.324 | 1:23.097 |
| 25 | Brodie GAWITH (VIC) | 1:28.228 | 1:24.089 | 1:22.818 | 1:23.794 | 1:23.236 | 1:23.401 | 1:24.241 | 1:23.060 | 1:23.084 | 1:22.714 |
| 26 | Cameron SWAIN (QLD) | 1:28.487 | 1:23.006 | 1:23.061 | 1:24.950 | 1:23.857 | 1:23.359 | 1:23.408 | 1:23.229 | 1:23.830 | 1:22.647 |
| 27 | Calvin MOYLAN (WA) | 1:30.546 | 1:23.689 | 1:23.409 | 1:23.647 | 1:23.307 | 1:23.355 | 1:23.127 | 1:23.492 | 1:23.701 | 1:24.761 |
| 32 | Jai RUSSO (NSW) | 1:28.171 | 1:23.512 | 1:23.226 | 1:24.209 | 1:23.721 | 1:23.506 | 1:23.338 | 1:23.146 | 1:23.171 | 1:23.490 |
| 33 | Jordy SIMPSON (SA) | 1:29.856 | 1:23.371 | 1:22.604 | 1:23.706 | 1:24.458 | 1:23.250 | 1:22.824 | 1:24.010 | 1:23.186 | 1:23.351 |
| 48 | Valentino KNEZOVIC (NSW) | 1:29.830 | 1:23.887 | 1:22.718 | 1:23.379 | 1:24.202 | 1:23.058 | 1:23.356 | 1:23.398 | 1:23.239 | 1:22.613 |
| 51 | Sam PEZZETTA (SA) | 1:29.609 | 1:23.073 | 1:22.686 | 1:23.983 | 1:23.623 | 1:23.549 | 1:23.067 | 1:23.358 | 1:23.292 | 1:22.687 |
| 57 | Cooper ROWNTREE (SA) | 1:28.667 | 1:25.118 | 1:22.359 | 1:23.441 | 1:23.651 | 1:23.563 | 1:23.086 | 1:23.574 | 1:23.283 | 1:23.177 |
| 65 | Will NASSIF (NSW) | 1:31.706 | 1:23.585 | 1:23.221 | 1:24.109 | 1:31.192 | 1:25.398 | 1:25.565 | 1:25.653 | 1:25.797 | 1:25.335 |
| 68 | Ryan LARKIN (VIC) | 1:29.507 | 1:23.445 | 1:22.535 | 1:24.253 | 1:23.454 | 1:23.148 | 1:23.044 | 1:23.702 | 1:23.830 | 1:23.203 |
| 72 | Ryder GILBERT (SA) | 1:32.142 | 1:24.148 | 1:24.010 | 1:23.780 | 1:24.231 | 1:24.531 | 1:24.635 | 1:25.259 | 1:25.682 | 1:25.216 |
| 77 | Lachlan LOW (QLD) | 1:29.565 | 1:23.962 | 1:23.008 | 1:23.106 | 1:24.100 | 1:23.289 | 1:23.397 | 1:24.246 | 1:23.511 | 1:23.338 |
| 87 | Brock QUINLAN (SA) | 1:34.622 | 1:29.205 | 1:29.976 | 1:29.912 | 1:29.516 | 1:30.744 | 1:30.747 | 1:30.201 | 1:29.336 | 1:28.760 |
| 88 | Abbie CAMERON (WA) | 1:32.831 | 1:25.543 | 1:25.102 | 1:25.628 | 1:26.423 | 1:25.777 | 1:25.616 | 1:25.557 | 1:25.690 | 1:25.187 |
| 95 | Tara MORRISON (SA) | 1:31.793 | 1:24.224 | 1:24.051 | 1:23.168 | 1:23.312 | 1:23.763 | 1:24.356 | 1:24.312 | 1:24.208 | 1:24.390 |
| 222 | Lincoln KNIGHT (NSW) | 1:30.308 | 1:24.032 | 1:23.155 | 1:23.356 | 1:23.490 | 1:23.035 | 1:23.328 | 1:24.036 | 1:23.646 | 1:24.392 |

The results are provisional until the end of the time limit for protests and appeals.

Scott Laing
 Chief Timekeeper - Scott Laing

Tom Williams
 Race Director - Tom Williams



www.computime.com.au
 COMPUTIME RACE TIMING SYSTEMS PTY LTD





Round 3 : April 28 - 30

Queensland Raceway



SUPERSPORT 300 CHAMPIONSHIP

Race 2

Date: 30/04/23
 Event: R10
 Weather: Sunny - Temp: 24.5C
 Track: Dry - Temp: 36.4C

Started at: 11:57:04
 Laps: 10
 Starters: 23
 Posted at: 12:18

PROVISIONAL SPLIT TIMES

| Lap | Split 1 | Split 2 | Split 3 | Lap Time | Spd | Lap | Split 1 | Split 2 | Split 3 | Lap Time | Spd |
|---------------------------------------|---------------|---------------|---------------|-----------------|-----|---------------------------------------|---------------|---------------|---------------|-----------------|-----|
| 11 Brandon DEMMERY (NSW) (2nd) | | | | | | 3 | <u>28.549</u> | <u>29.804</u> | 26.645 | <u>1:24.998</u> | 171 |
| 1 | 32.940 | 29.884 | 25.565 | 1:28.389 | 173 | 4 | 28.861 | 30.232 | 26.765 | 1:25.858 | 172 |
| 2 | 28.531 | 29.960 | 25.594 | 1:24.085 | 177 | 5 | 29.420 | 30.267 | <u>26.503</u> | 1:26.190 | 171 |
| 3 | <u>27.775</u> | 29.274 | 25.393 | <u>1:22.442</u> | 185 | 6 | 29.036 | 29.926 | 26.545 | 1:25.507 | 170 |
| 4 | 28.445 | 29.262 | 26.179 | 1:23.886 | 180 | 7 | 29.128 | 30.309 | 27.248 | 1:26.685 | 169 |
| 5 | 27.958 | 30.026 | <u>25.282</u> | 1:23.266 | 184 | 8 | 28.777 | 29.984 | 26.552 | 1:25.313 | 167 |
| 6 | 28.759 | <u>29.093</u> | 25.626 | 1:23.478 | 173 | 9 | 28.654 | 30.074 | 26.934 | 1:25.662 | 172 |
| 7 | 28.438 | 29.663 | 25.640 | 1:23.741 | 172 | 10 | 28.668 | 29.968 | 26.943 | 1:25.579 | 172 |
| 8 | 28.262 | 29.596 | 25.356 | 1:23.214 | 177 | 17 Joshua NEWMAN (NSW) (6th) | | | | | |
| 9 | 28.485 | 29.626 | 25.509 | 1:23.620 | 172 | 1 | 34.019 | 29.603 | 25.718 | 1:29.340 | 189 |
| 10 | 27.994 | 29.199 | 25.367 | 1:22.560 | 181 | 2 | <u>27.695</u> | 29.168 | <u>25.539</u> | <u>1:22.402</u> | 184 |
| 12 Henry SNELL (QLD) (DNF) | | | | | | 3 | 27.990 | <u>28.849</u> | 26.041 | 1:22.880 | 183 |
| 1 | 32.951 | 29.383 | 25.730 | 1:28.064 | 179 | 4 | 28.255 | 29.309 | 26.028 | 1:23.592 | 178 |
| 2 | 28.874 | 29.924 | 25.563 | 1:24.361 | 176 | 5 | 28.442 | 29.303 | 25.963 | 1:23.708 | 174 |
| 3 | <u>27.727</u> | 29.581 | <u>25.443</u> | <u>1:22.751</u> | 186 | 6 | 28.793 | 29.657 | 25.735 | 1:24.185 | 169 |
| 4 | 28.155 | <u>29.312</u> | 25.867 | 1:23.334 | 178 | 7 | 27.818 | 29.251 | 26.309 | 1:23.378 | 178 |
| 13 Marcus HAMOD (NSW) (3rd) | | | | | | 8 | 28.057 | 30.397 | 25.723 | 1:24.177 | 181 |
| 1 | 33.095 | 29.558 | 25.622 | 1:28.275 | 175 | 9 | 27.907 | 29.486 | 25.823 | 1:23.216 | 187 |
| 2 | 28.352 | 29.269 | 25.649 | 1:23.270 | 178 | 10 | 27.803 | 29.181 | 25.600 | 1:22.584 | 186 |
| 3 | 28.243 | 29.053 | 25.914 | 1:23.210 | 179 | 20 Casey MIDDLETON (QLD) (4th) | | | | | |
| 4 | 28.155 | 29.506 | 25.683 | 1:23.344 | 180 | 1 | 33.817 | 29.545 | 25.793 | 1:29.155 | 182 |
| 5 | 28.561 | 29.566 | 25.620 | 1:23.747 | 174 | 2 | 27.825 | 29.401 | 25.870 | 1:23.096 | 181 |
| 6 | 28.798 | 28.997 | 25.876 | 1:23.671 | 174 | 3 | <u>27.592</u> | 29.357 | 25.751 | <u>1:22.700</u> | 183 |
| 7 | 28.268 | 29.403 | 26.033 | 1:23.704 | 176 | 4 | 28.057 | 29.297 | 25.804 | 1:23.158 | 180 |
| 8 | <u>28.153</u> | 29.591 | 25.610 | 1:23.354 | 176 | 5 | 28.535 | 29.416 | 25.757 | 1:23.708 | 180 |
| 9 | 28.291 | 29.311 | <u>25.577</u> | 1:23.179 | 176 | 6 | 28.798 | 29.164 | 25.658 | 1:23.620 | 177 |
| 10 | 28.303 | <u>28.955</u> | 25.689 | <u>1:22.947</u> | 182 | 7 | 28.335 | 29.457 | 25.929 | 1:23.721 | 175 |
| 14 Harrison WATTS (QLD) (17th) | | | | | | 8 | 28.228 | 29.453 | <u>25.610</u> | 1:23.291 | 176 |
| 1 | 34.851 | 30.147 | 25.747 | 1:30.745 | 179 | 9 | 28.502 | 29.037 | 25.785 | 1:23.324 | 175 |
| 2 | <u>28.383</u> | 29.550 | 26.056 | 1:23.989 | 175 | 10 | 28.182 | <u>28.920</u> | 25.995 | 1:23.097 | 176 |
| 3 | 28.431 | 29.379 | <u>25.955</u> | <u>1:23.765</u> | 174 | 25 Brodie GAWITH (VIC) (1st) | | | | | |
| 4 | 28.697 | 29.228 | 25.980 | 1:23.905 | 174 | 1 | 32.980 | 29.233 | 26.015 | 1:28.228 | 180 |
| 5 | 28.685 | 29.602 | 26.187 | 1:24.474 | 173 | 2 | 28.489 | 29.787 | 25.813 | 1:24.089 | 171 |
| 6 | 28.762 | <u>29.115</u> | 25.965 | 1:23.842 | 172 | 3 | <u>27.654</u> | 29.383 | 25.781 | 1:22.818 | 185 |
| 7 | 28.701 | 29.518 | 26.101 | 1:24.320 | 173 | 4 | 28.033 | 29.581 | 26.180 | 1:23.794 | 183 |
| 8 | 28.893 | 29.575 | 26.040 | 1:24.508 | 171 | 5 | 27.870 | 29.830 | 25.536 | 1:23.236 | 184 |
| 9 | 28.973 | 29.827 | 26.172 | 1:24.972 | 169 | 6 | 28.600 | 29.299 | 25.502 | 1:23.401 | 170 |
| 10 | 29.137 | 29.567 | 26.412 | 1:25.116 | 169 | 7 | 28.370 | 29.465 | 26.406 | 1:24.241 | 176 |
| 15 Daley MILLS (QLD) (21th) | | | | | | 8 | 28.071 | 29.560 | <u>25.429</u> | 1:23.060 | 183 |
| 1 | 35.275 | 30.893 | 26.649 | 1:32.817 | 179 | 9 | 28.090 | 29.362 | 25.632 | 1:23.084 | 179 |
| 2 | 28.793 | 30.021 | 26.616 | 1:25.430 | 176 | 10 | 28.255 | <u>28.955</u> | 25.504 | <u>1:22.714</u> | 183 |

Scott Lailg
 Chief Timekeeper - Scott Lailg

Tom Williams
 Race Director - Tom Williams





Round 3 : April 28 - 30

Queensland Raceway



SUPERSPORT 300 CHAMPIONSHIP

Race 2

Date: 30/04/23
 Event: R10
 Weather: Sunny - Temp: 24.5C
 Track: Dry - Temp: 36.4C

Started at: 11:57:04
 Laps: 10
 Starters: 23
 Posted at: 12:18

PROVISIONAL SPLIT TIMES

| Lap | Split 1 | Split 2 | Split 3 | Lap Time | Spd | Lap | Split 1 | Split 2 | Split 3 | Lap Time | Spd |
|-------------------------------------|---------------|---------------|---------------|-----------------|-----|--|---------------|---------------|---------------|-----------------|-----|
| 26 Cameron SWAIN (QLD) (9th) | | | | | | 9 | 27.780 | 29.574 | 25.832 | 1:23.186 | 185 |
| 1 | 32.993 | 29.977 | 25.517 | 1:28.487 | 171 | 10 | 27.728 | 29.657 | 25.966 | 1:23.351 | 187 |
| 2 | 28.371 | 28.930 | 25.705 | 1:23.006 | 181 | 48 Valentino KNEZOVIC (NSW) (8th) | | | | | |
| 3 | 28.112 | 29.111 | 25.838 | 1:23.061 | 173 | 1 | 34.392 | 29.786 | 25.652 | 1:29.830 | 181 |
| 4 | 28.498 | 29.872 | 26.580 | 1:24.950 | 185 | 2 | 28.031 | 30.091 | 25.765 | 1:23.887 | 184 |
| 5 | 27.852 | 29.776 | 26.229 | 1:23.857 | 184 | 3 | 27.870 | 29.057 | 25.791 | 1:22.718 | 184 |
| 6 | 27.759 | 29.783 | 25.817 | 1:23.359 | 185 | 4 | 27.902 | 29.146 | 26.331 | 1:23.379 | 183 |
| 7 | 27.901 | 29.431 | 26.076 | 1:23.408 | 178 | 5 | 28.131 | 29.777 | 26.294 | 1:24.202 | 179 |
| 8 | 28.034 | 29.687 | 25.508 | 1:23.229 | 185 | 6 | 28.251 | 29.057 | 25.750 | 1:23.058 | 182 |
| 9 | 27.860 | 29.900 | 26.070 | 1:23.830 | 186 | 7 | 28.296 | 29.163 | 25.897 | 1:23.356 | 183 |
| 10 | 27.876 | 29.374 | 25.397 | 1:22.647 | 186 | 8 | 28.033 | 29.570 | 25.795 | 1:23.398 | 185 |
| 27 Calvin MOYLAN (WA) (15th) | | | | | | 9 | 27.903 | 29.575 | 25.761 | 1:23.239 | 183 |
| 1 | 34.773 | 29.959 | 25.814 | 1:30.546 | 182 | 10 | 27.798 | 29.392 | 25.423 | 1:22.613 | 184 |
| 2 | 27.834 | 29.773 | 26.082 | 1:23.689 | 181 | 51 Sam PEZZETTA (SA) (5th) | | | | | |
| 3 | 28.002 | 29.247 | 26.160 | 1:23.409 | 182 | 1 | 33.955 | 29.820 | 25.834 | 1:29.609 | 188 |
| 4 | 27.837 | 29.536 | 26.274 | 1:23.647 | 183 | 2 | 27.788 | 29.658 | 25.627 | 1:23.073 | 186 |
| 5 | 28.237 | 28.986 | 26.084 | 1:23.307 | 181 | 3 | 27.742 | 29.456 | 25.488 | 1:22.686 | 186 |
| 6 | 27.957 | 29.427 | 25.971 | 1:23.355 | 182 | 4 | 27.981 | 29.804 | 26.198 | 1:23.983 | 188 |
| 7 | 27.998 | 29.201 | 25.928 | 1:23.127 | 182 | 5 | 28.036 | 29.899 | 25.688 | 1:23.623 | 181 |
| 8 | 27.969 | 29.569 | 25.954 | 1:23.492 | 183 | 6 | 28.042 | 29.611 | 25.896 | 1:23.549 | 182 |
| 9 | 27.922 | 29.556 | 26.223 | 1:23.701 | 182 | 7 | 27.925 | 29.284 | 25.858 | 1:23.067 | 180 |
| 10 | 28.268 | 29.430 | 27.063 | 1:24.761 | 175 | 8 | 28.099 | 29.804 | 25.455 | 1:23.358 | 182 |
| 32 Jai RUSSO (NSW) (7th) | | | | | | 9 | 28.128 | 29.780 | 25.384 | 1:23.292 | 179 |
| 1 | 33.031 | 29.475 | 25.665 | 1:28.171 | 179 | 10 | 27.967 | 29.448 | 25.272 | 1:22.687 | 185 |
| 2 | 28.489 | 29.343 | 25.680 | 1:23.512 | 173 | 57 Cooper ROWNTREE (SA) (10th) | | | | | |
| 3 | 28.078 | 29.256 | 25.892 | 1:23.226 | 180 | 1 | 33.532 | 29.680 | 25.455 | 1:28.667 | 180 |
| 4 | 28.322 | 29.798 | 26.089 | 1:24.209 | 187 | 2 | 28.238 | 29.827 | 27.053 | 1:25.118 | 180 |
| 5 | 27.765 | 30.147 | 25.809 | 1:23.721 | 182 | 3 | 27.536 | 29.192 | 25.631 | 1:22.359 | 186 |
| 6 | 28.034 | 29.677 | 25.795 | 1:23.506 | 170 | 4 | 27.467 | 29.622 | 26.352 | 1:23.441 | 182 |
| 7 | 27.675 | 29.497 | 26.166 | 1:23.338 | 179 | 5 | 27.928 | 29.642 | 26.081 | 1:23.651 | 188 |
| 8 | 28.183 | 29.426 | 25.537 | 1:23.146 | 182 | 6 | 27.980 | 29.835 | 25.748 | 1:23.563 | 178 |
| 9 | 28.101 | 29.489 | 25.581 | 1:23.171 | 176 | 7 | 27.820 | 29.272 | 25.994 | 1:23.086 | 186 |
| 10 | 28.147 | 29.803 | 25.540 | 1:23.490 | 181 | 8 | 28.132 | 29.714 | 25.728 | 1:23.574 | 182 |
| 33 Jordy SIMPSON (SA) (12th) | | | | | | 9 | 27.953 | 29.183 | 26.147 | 1:23.283 | 185 |
| 1 | 34.400 | 29.551 | 25.905 | 1:29.856 | 180 | 10 | 28.040 | 29.555 | 25.582 | 1:23.177 | 187 |
| 2 | 27.902 | 29.626 | 25.843 | 1:23.371 | 183 | 65 Will NASSIF (NSW) (19th) | | | | | |
| 3 | 27.814 | 29.108 | 25.682 | 1:22.604 | 179 | 1 | 35.377 | 30.237 | 26.092 | 1:31.706 | 183 |
| 4 | 27.643 | 29.368 | 26.695 | 1:23.706 | 186 | 2 | 28.280 | 29.268 | 26.037 | 1:23.585 | 179 |
| 5 | 27.931 | 30.106 | 26.421 | 1:24.458 | 186 | 3 | 27.993 | 29.099 | 26.129 | 1:23.221 | 182 |
| 6 | 28.374 | 29.092 | 25.784 | 1:23.250 | 185 | 4 | 28.238 | 29.899 | 25.972 | 1:24.109 | 173 |
| 7 | 27.984 | 29.140 | 25.700 | 1:22.824 | 181 | 5 | 28.409 | 36.428 | 26.355 | 1:31.192 | 176 |
| 8 | 28.063 | 29.882 | 26.065 | 1:24.010 | 185 | | | | | | |

Scott Laing
 Chief Timekeeper - Scott Laing

Tom Williams
 Race Director - Tom Williams





Round 3 : April 28 - 30

Queensland Raceway



SUPERSPORT 300 CHAMPIONSHIP

Race 2

Date: 30/04/23
 Event: R10
 Weather: Sunny - Temp: 24.5C
 Track: Dry - Temp: 36.4C

Started at: 11:57:04
 Laps: 10
 Starters: 23
 Posted at: 12:18

PROVISIONAL SPLIT TIMES

| Lap | Split 1 | Split 2 | Split 3 | Lap Time | Spd | Lap | Split 1 | Split 2 | Split 3 | Lap Time | Spd |
|-------------------------------------|---------------|---------------|---------------|-----------------|-----|--|---------------|---------------|---------------|-----------------|-----|
| 6 | 29.080 | 29.967 | 26.351 | 1:25.398 | 171 | 3 | 30.144 | 31.712 | 28.120 | 1:29.976 | 167 |
| 7 | 28.901 | 30.202 | 26.462 | 1:25.565 | 171 | 4 | 30.345 | 31.661 | 27.906 | 1:29.912 | 167 |
| 8 | 29.034 | 30.157 | 26.462 | 1:25.653 | 169 | 5 | 30.331 | 31.111 | 28.074 | 1:29.516 | 167 |
| 9 | 29.007 | 30.036 | 26.754 | 1:25.797 | 170 | 6 | 30.803 | 31.938 | 28.003 | 1:30.744 | 165 |
| 10 | 29.014 | 29.859 | 26.462 | 1:25.335 | 170 | 7 | 30.794 | 31.757 | 28.196 | 1:30.747 | 164 |
| 68 Ryan LARKIN (VIC) (11th) | | | | | | 8 | 30.862 | 31.631 | 27.708 | 1:30.201 | 165 |
| 1 | 33.678 | 29.696 | 26.133 | 1:29.507 | 182 | 9 | 30.352 | 31.284 | 27.700 | 1:29.336 | 167 |
| 2 | 27.829 | 29.853 | 25.763 | 1:23.445 | 182 | 10 | 30.109 | 31.160 | 27.491 | 1:28.760 | 167 |
| 3 | 27.589 | 29.439 | 25.507 | 1:22.535 | 181 | 88 Abbie CAMERON (WA) (20th) | | | | | |
| 4 | 27.963 | 29.835 | 26.455 | 1:24.253 | 180 | 1 | 35.544 | 31.040 | 26.247 | 1:32.831 | 181 |
| 5 | 28.145 | 29.442 | 25.867 | 1:23.454 | 181 | 2 | 28.774 | 29.878 | 26.891 | 1:25.543 | 173 |
| 6 | 27.927 | 29.603 | 25.618 | 1:23.148 | 181 | 3 | 29.055 | 29.827 | 26.220 | 1:25.102 | 171 |
| 7 | 28.192 | 28.946 | 25.906 | 1:23.044 | 181 | 4 | 28.798 | 30.354 | 26.476 | 1:25.628 | 177 |
| 8 | 28.289 | 29.954 | 25.459 | 1:23.702 | 180 | 5 | 29.509 | 30.577 | 26.337 | 1:26.423 | 176 |
| 9 | 28.080 | 30.148 | 25.602 | 1:23.830 | 180 | 6 | 29.046 | 30.075 | 26.656 | 1:25.777 | 174 |
| 10 | 28.053 | 29.667 | 25.483 | 1:23.203 | 180 | 7 | 29.182 | 29.955 | 26.479 | 1:25.616 | 171 |
| 72 Ryder GILBERT (SA) (18th) | | | | | | 8 | 29.215 | 29.731 | 26.611 | 1:25.557 | 169 |
| 1 | 35.026 | 30.812 | 26.304 | 1:32.142 | 181 | 9 | 28.948 | 29.967 | 26.775 | 1:25.690 | 170 |
| 2 | 28.300 | 29.766 | 26.082 | 1:24.148 | 179 | 10 | 28.854 | 29.904 | 26.429 | 1:25.187 | 171 |
| 3 | 28.159 | 29.667 | 26.184 | 1:24.010 | 180 | 95 Tara MORRISON (SA) (16th) | | | | | |
| 4 | 28.054 | 29.494 | 26.232 | 1:23.780 | 179 | 1 | 34.811 | 30.641 | 26.341 | 1:31.793 | 182 |
| 5 | 28.421 | 29.669 | 26.141 | 1:24.231 | 176 | 2 | 27.788 | 29.695 | 26.741 | 1:24.224 | 182 |
| 6 | 28.539 | 29.721 | 26.271 | 1:24.531 | 174 | 3 | 28.158 | 29.712 | 26.181 | 1:24.051 | 181 |
| 7 | 28.673 | 29.785 | 26.177 | 1:24.635 | 173 | 4 | 27.865 | 29.149 | 26.154 | 1:23.168 | 183 |
| 8 | 28.792 | 30.069 | 26.398 | 1:25.259 | 170 | 5 | 27.744 | 29.496 | 26.072 | 1:23.312 | 182 |
| 9 | 28.986 | 30.135 | 26.561 | 1:25.682 | 168 | 6 | 28.224 | 29.375 | 26.164 | 1:23.763 | 180 |
| 10 | 28.850 | 29.965 | 26.401 | 1:25.216 | 170 | 7 | 28.246 | 29.759 | 26.351 | 1:24.356 | 178 |
| 77 Lachlan LOW (QLD) (13th) | | | | | | 8 | 28.493 | 29.666 | 26.153 | 1:24.312 | 176 |
| 1 | 33.550 | 29.701 | 26.314 | 1:29.565 | 180 | 9 | 28.460 | 29.586 | 26.162 | 1:24.208 | 176 |
| 2 | 27.809 | 30.483 | 25.670 | 1:23.962 | 182 | 10 | 28.296 | 29.653 | 26.441 | 1:24.390 | 178 |
| 3 | 27.735 | 29.169 | 26.104 | 1:23.008 | 180 | 222 Lincoln KNIGHT (NSW) (14th) | | | | | |
| 4 | 27.866 | 29.236 | 26.004 | 1:23.106 | 183 | 1 | 34.466 | 29.985 | 25.857 | 1:30.308 | 184 |
| 5 | 28.149 | 29.673 | 26.278 | 1:24.100 | 184 | 2 | 27.864 | 30.151 | 26.017 | 1:24.032 | 185 |
| 6 | 28.111 | 29.362 | 25.816 | 1:23.289 | 179 | 3 | 27.952 | 29.335 | 25.868 | 1:23.155 | 182 |
| 7 | 27.939 | 29.234 | 26.224 | 1:23.397 | 180 | 4 | 27.880 | 29.602 | 25.874 | 1:23.356 | 181 |
| 8 | 28.277 | 29.572 | 26.397 | 1:24.246 | 182 | 5 | 28.032 | 29.010 | 26.448 | 1:23.490 | 179 |
| 9 | 27.876 | 29.331 | 26.304 | 1:23.511 | 185 | 6 | 28.010 | 29.324 | 25.701 | 1:23.035 | 182 |
| 10 | 28.361 | 29.188 | 25.789 | 1:23.338 | 177 | 7 | 28.072 | 29.223 | 26.033 | 1:23.328 | 186 |
| 87 Brock QUINLAN (SA) (22th) | | | | | | 8 | 28.695 | 29.489 | 25.852 | 1:24.036 | 173 |
| 1 | 36.169 | 30.906 | 27.547 | 1:34.622 | 179 | 9 | 28.025 | 29.437 | 26.184 | 1:23.646 | 182 |
| 2 | 30.017 | 31.514 | 27.674 | 1:29.205 | 171 | 10 | 28.223 | 29.480 | 26.689 | 1:24.392 | 183 |

The results are provisional until the end of the time limit for protests and appeals.

Scott Laing
 Chief Timekeeper - Scott Laing

Tom Williams
 Race Director - Tom Williams









Round 3 : April 28 - 30

Queensland Raceway



ASBK.COM.AU    

**SUPERSPORT 300 CHAMPIONSHIP
Race 2**


Date: 30/04/23
Event: R10
Weather: Sunny - Temp: 24.5C
Track: Dry - Temp: 36.4C

Started at: 11:57:04
Laps: 10
Starters: 23
Posted at: 12:18

PROVISIONAL FASTEST LAPS SEQUENCE

| Lap | Race Pos | No | Name | Machine | Fastest Lap | On Lap |
|-----|----------|----|----------------------|----------------|-------------|--------|
| 1 | 1 | 12 | Henry SNELL (QLD) | Yamaha YZF-R3 | 1:28.064 | 1 |
| 2 | 1 | 26 | Cameron SWAIN (QLD) | Yamaha YZF-R3 | 1:23.006 | 2 |
| 2 | 4 | 17 | Joshua NEWMAN (NSW) | Kawasaki Ninja | 1:22.402 | 2 |
| 3 | 12 | 57 | Cooper ROWNTREE (SA) | Yamaha YZF-R3 | 1:22.359 | 3 |

The results are provisional until the end of the time limit for protests and appeals.


Chief Timekeeper - Scott Laing


Race Director - Tom Williams



www.computime.com.au
COMPUTIME RACE TIMING SYSTEMS PTY LTD



2023



Round 3 : April 28 - 30

Queensland Raceway



ASBK.COM.AU f t i y

SUPERSPORT 300 CHAMPIONSHIP

Race 2

Started at: 11:57:04

Laps: 10

Starters: 23

Posted at: 12:18

Date: 30/04/23
 Event: R10
 Weather: Sunny - Temp: 24.5C
 Track: Dry - Temp: 36.4C

PROVISIONAL LAP SHEET

| No | Lap Time | Gap | No | Lap Time | Gap | No | Lap Time | Gap | No | Lap Time | Gap | No | Lap Time | Gap | | | | | | |
|--------------|----------|-------|--------------|----------|--------|--------------|----------|--------|-----|----------|--------|-----|----------|--------|-----|----------|--------|----|----------|--------|
| Lap 1 | | | 25 | 1:24.089 | .824 | 48 | 1:22.718 | 1.881 | 72 | 1:23.780 | 5.981 | 11 | 1:23.478 | .109 | 25 | 1:23.401 | .129 | | | |
| 12 | 1:28.064 | | 12 | 1:24.361 | .932 | 77 | 1:23.008 | 1.981 | 15 | 1:25.858 | 11.004 | 17 | 1:24.185 | .670 | 68 | 1:23.148 | .905 | 32 | 1:23.506 | .908 |
| 32 | 1:28.171 | .107 | 11 | 1:24.085 | .981 | 222 | 1:23.155 | 2.941 | 88 | 1:25.628 | 11.005 | 87 | 1:29.912 | 25.616 | 51 | 1:23.549 | 1.086 | 26 | 1:23.359 | 1.283 |
| 25 | 1:28.228 | .164 | 51 | 1:23.073 | 1.189 | 27 | 1:23.409 | 3.090 | 17 | 1:23.708 | .105 | 11 | 1:23.266 | .251 | 48 | 1:23.058 | 1.637 | 33 | 1:23.250 | 1.808 |
| 13 | 1:28.275 | .211 | 68 | 1:23.445 | 1.459 | 14 | 1:23.765 | 3.945 | 25 | 1:23.236 | .348 | 32 | 1:23.721 | 1.022 | 222 | 1:23.035 | 1.939 | 27 | 1:23.355 | 2.516 |
| 11 | 1:28.389 | .325 | 33 | 1:23.371 | 1.734 | 65 | 1:23.221 | 3.958 | 13 | 1:23.708 | .029 | 51 | 1:23.623 | 1.157 | 95 | 1:23.763 | 4.874 | 14 | 1:23.842 | 5.283 |
| 26 | 1:28.487 | .423 | 77 | 1:23.962 | 2.034 | 95 | 1:24.051 | 5.514 | 17 | 1:23.708 | .105 | 68 | 1:23.454 | 1.377 | 72 | 1:24.531 | 7.405 | 65 | 1:25.398 | 13.774 |
| 57 | 1:28.667 | .603 | 48 | 1:23.887 | 2.224 | 72 | 1:24.010 | 5.746 | 11 | 1:23.266 | .251 | 57 | 1:23.651 | 1.419 | 15 | 1:25.507 | 15.363 | 88 | 1:25.777 | 15.867 |
| 20 | 1:29.155 | 1.091 | 57 | 1:25.118 | 2.292 | 15 | 1:24.998 | 8.691 | 25 | 1:23.236 | .348 | 48 | 1:24.202 | 2.199 | 87 | 1:30.744 | 38.538 | | | |
| 17 | 1:29.340 | 1.276 | 27 | 1:23.689 | 2.742 | 88 | 1:25.102 | 8.922 | 32 | 1:23.721 | 1.022 | 222 | 1:23.490 | 2.524 | 27 | 1:23.307 | 2.781 | | | |
| 68 | 1:29.507 | 1.443 | 222 | 1:24.032 | 2.847 | 87 | 1:29.976 | 19.249 | 51 | 1:23.623 | 1.157 | 14 | 1:24.474 | 5.061 | 95 | 1:23.312 | 4.731 | | | |
| 77 | 1:29.565 | 1.501 | 14 | 1:23.989 | 3.241 | Lap 4 | | | 68 | 1:23.454 | 1.377 | 72 | 1:24.231 | 6.494 | 11 | 1:23.741 | .129 | | | |
| 51 | 1:29.609 | 1.545 | 65 | 1:23.585 | 3.798 | 13 | 1:23.344 | | 57 | 1:23.651 | 1.419 | 65 | 1:31.192 | 11.996 | 68 | 1:23.044 | .228 | | | |
| 48 | 1:29.830 | 1.766 | 95 | 1:24.224 | 4.524 | 20 | 1:23.158 | .010 | 26 | 1:23.857 | 1.544 | 15 | 1:26.190 | 13.476 | 17 | 1:23.378 | .327 | | | |
| 33 | 1:29.856 | 1.792 | 72 | 1:24.148 | 4.797 | 17 | 1:23.592 | .115 | 77 | 1:24.100 | 1.924 | 88 | 1:26.423 | 13.710 | 51 | 1:23.067 | .432 | | | |
| 222 | 1:30.308 | 2.244 | 15 | 1:25.430 | 6.754 | 12 | 1:23.334 | .411 | 33 | 1:24.458 | 2.178 | 87 | 1:29.516 | 31.414 | 32 | 1:23.338 | .525 | | | |
| 27 | 1:30.546 | 2.482 | 88 | 1:25.543 | 6.881 | 11 | 1:23.886 | .703 | 48 | 1:24.202 | 2.199 | 20 | 1:23.620 | | 25 | 1:24.241 | .649 | | | |
| 14 | 1:30.745 | 2.681 | 87 | 1:29.205 | 12.334 | 25 | 1:23.794 | .830 | 222 | 1:23.490 | 2.524 | 13 | 1:23.671 | .080 | 57 | 1:23.086 | .727 | | | |
| 65 | 1:31.706 | 3.642 | Lap 3 | | | 32 | 1:24.209 | 1.019 | 14 | 1:24.474 | 5.061 | 33 | 1:22.824 | .911 | | | | | | |
| 95 | 1:31.793 | 3.729 | 26 | 1:23.061 | | 51 | 1:23.983 | 1.252 | 72 | 1:24.231 | 6.494 | | | | | | | | | |
| 72 | 1:32.142 | 4.078 | 17 | 1:22.880 | .068 | 26 | 1:24.950 | 1.405 | 65 | 1:31.192 | 11.996 | | | | | | | | | |
| 15 | 1:32.817 | 4.753 | 13 | 1:23.210 | .201 | 33 | 1:23.706 | 1.438 | 15 | 1:26.190 | 13.476 | | | | | | | | | |
| 88 | 1:32.831 | 4.767 | 32 | 1:23.226 | .355 | 57 | 1:23.441 | 1.486 | 88 | 1:26.423 | 13.710 | | | | | | | | | |
| 87 | 1:34.622 | 6.558 | 11 | 1:22.442 | .362 | 77 | 1:23.106 | 1.542 | 87 | 1:29.516 | 31.414 | | | | | | | | | |
| Lap 2 | | | 20 | 1:22.700 | .397 | 68 | 1:24.253 | 1.641 | | | | | | | | | | | | |
| 26 | 1:23.006 | | 25 | 1:22.818 | .581 | 48 | 1:23.379 | 1.715 | | | | | | | | | | | | |
| 13 | 1:23.270 | .052 | 12 | 1:22.751 | .622 | 222 | 1:23.356 | 2.752 | | | | | | | | | | | | |
| 32 | 1:23.512 | .190 | 51 | 1:22.686 | .814 | 27 | 1:23.647 | 3.192 | | | | | | | | | | | | |
| 17 | 1:22.402 | .249 | 68 | 1:22.535 | .933 | 14 | 1:23.905 | 4.305 | | | | | | | | | | | | |
| 20 | 1:23.096 | .758 | 33 | 1:22.604 | 1.277 | 65 | 1:24.109 | 4.522 | | | | | | | | | | | | |
| | | | 57 | 1:22.359 | 1.590 | 95 | 1:23.168 | 5.137 | | | | | | | | | | | | |

Scott Laing
 Chief Timekeeper - Scott Laing

Tom Williams
 Race Director - Tom Williams



www.computime.com.au
 COMPUTIME RACE TIMING SYSTEMS PTY LTD



2023



Round 3 : April 28 - 30

Queensland Raceway



SUPERSPORT 300 CHAMPIONSHIP

Race 2

Date: 30/04/23
Event: R10
Weather: Sunny - Temp: 24.5C
Track: Dry - Temp: 36.4C

Started at: 11:57:04
Laps: 10
Starters: 23
Posted at: 12:18

PROVISIONAL LAP SHEET

Table with 9 columns: No, Lap Time, Gap, No, Lap Time, Gap, No, Lap Time, Gap. It lists rider performance for Laps 8, 9, and 10.

The results are provisional until the end of the time limit for protests and appeals.

Signature of Scott Laing, Chief Timekeeper

Chief Timekeeper - Scott Laing

Signature of Tom Williams, Race Director

Race Director - Tom Williams





Round 3 : April 28 - 30

Queensland Raceway



SUPERSPORT 300 CHAMPIONSHIP

Race 2

Date: 30/04/23
 Event: R10
 Weather: Sunny - Temp: 24.5C
 Track: Dry - Temp: 36.4C

Started at: 11:57:04
 Laps: 10
 Starters: 23
 Posted at: 12:18

PROVISIONAL LAP CHART

| Name | Grid | 1 | 2 | 3 | 4 | 5 | 6 | 7 | 8 | 9 | 10 | Name |
|--------------|------|-----|-----|-----|-----|-----|-----|-----|-----|-----|-----|--------------|
| B. DEMMERY | 11 | 12 | 20 | 26 | 12 | 20 | 20 | 20 | 20 | 12 | 25 | B. GAWITH |
| C. SWAIN | 26 | 32 | 13 | 17 | 20 | 13 | 13 | 13 | 11 | 20 | 11 | B. DEMMERY |
| H. SNELL | 12 | 25 | 32 | 13 | 17 | 17 | 11 | 11 | 13 | 25 | 13 | M. HAMOD |
| B. GAWITH | 25 | 13 | 17 | 32 | 12 | 11 | 25 | 68 | 32 | 32 | 20 | C. MIDDLETON |
| M. HAMOD | 13 | 11 | 20 | 11 | 11 | 25 | 17 | 17 | 25 | 11 | 51 | S. PEZZETTA |
| J. RUSSO | 32 | 26 | 25 | 20 | 25 | 32 | 68 | 51 | 51 | 51 | 17 | J. NEWMAN |
| L. LOW | 77 | 57 | 12 | 25 | 32 | 51 | 32 | 32 | 68 | 57 | 32 | J. RUSSO |
| C. ROWNTREE | 57 | 20 | 11 | 12 | 51 | 68 | 51 | 25 | 26 | 17 | 48 | V. KNEZOVIC |
| C. MIDDLETON | 20 | 17 | 51 | 51 | 26 | 57 | 26 | 57 | 57 | 68 | 26 | C. SWAIN |
| J. NEWMAN | 17 | 68 | 68 | 68 | 33 | 26 | 57 | 33 | 17 | 48 | 57 | C. ROWNTREE |
| S. PEZZETTA | 51 | 77 | 33 | 33 | 57 | 77 | 77 | 26 | 48 | 26 | 68 | R. LARKIN |
| R. LARKIN | 68 | 51 | 77 | 57 | 77 | 33 | 48 | 77 | 33 | 33 | 33 | J. SIMPSON |
| V. KNEZOVIC | 48 | 48 | 48 | 48 | 68 | 48 | 33 | 48 | 27 | 77 | 77 | L. LOW |
| J. SIMPSON | 33 | 33 | 57 | 77 | 48 | 222 | 222 | 222 | 77 | 27 | 222 | L. KNIGHT |
| L. KNIGHT | 222 | 222 | 27 | 222 | 222 | 27 | 27 | 27 | 222 | 222 | 27 | C. MOYLAN |
| T. MORRISON | 95 | 27 | 222 | 27 | 27 | 95 | 95 | 95 | 95 | 95 | 95 | T. MORRISON |
| D. MILLS | 15 | 14 | 14 | 14 | 14 | 14 | 14 | 14 | 14 | 14 | 14 | H. WATTS |
| H. WATTS | 14 | 65 | 65 | 65 | 65 | 72 | 72 | 72 | 72 | 72 | 72 | R. GILBERT |
| C. MOYLAN | 27 | 95 | 95 | 95 | 95 | 65 | 65 | 65 | 65 | 65 | 65 | W. NASSIF |
| R. GILBERT | 72 | 72 | 72 | 72 | 72 | 15 | 15 | 88 | 88 | 88 | 88 | A. CAMERON |
| A. CAMERON | 88 | 15 | 15 | 15 | 15 | 88 | 88 | 15 | 15 | 15 | 15 | D. MILLS |
| W. NASSIF | 65 | 88 | 88 | 88 | 88 | 87 | 87 | 87 | 87 | 87 | 87 | B. QUINLAN |
| B. QUINLAN | 87 | 87 | 87 | 87 | 87 | | | | | | | |

The results are provisional until the end of the time limit for protests and appeals.

Scott Laing
 Chief Timekeeper - Scott Laing

Tom Williams
 Race Director - Tom Williams





Round 3 : April 28 - 30

Queensland Raceway



SUPERSPORT 300 CHAMPIONSHIP

Race 2

Date: 30/04/23
 Event: R10
 Weather: Sunny - Temp: 24.5C
 Track: Dry - Temp: 36.4C

Started at: 11:57:04
 Laps: 10
 Starters: 23
 Posted at: 12:18

PROVISIONAL BEST PARTIAL TIMES

| Pos | Split 1 | | Split 2 | | Split 3 | | LAP | | |
|-----|--------------|--------|--------------|--------|--------------|--------|-------------|----------|----------|
| | Name | Time | Name | Time | Name | Time | Name | Ideal | Fastest |
| 1 | C. ROWNTREE | 27.467 | J. NEWMAN | 28.849 | S. PEZZETTA | 25.272 | R. LARKIN | 1:21.994 | 1:22.535 |
| 2 | R. LARKIN | 27.589 | C. MIDDLETON | 28.920 | B. DEMMERY | 25.282 | B. GAWITH | 1:22.038 | 1:22.714 |
| 3 | C. MIDDLETON | 27.592 | C. SWAIN | 28.930 | C. SWAIN | 25.397 | J. NEWMAN | 1:22.083 | 1:22.402 |
| 4 | J. SIMPSON | 27.643 | R. LARKIN | 28.946 | V. KNEZOVIC | 25.423 | C. SWAIN | 1:22.086 | 1:22.647 |
| 5 | B. GAWITH | 27.654 | M. HAMOD | 28.955 | B. GAWITH | 25.429 | C. MIDDLETO | 1:22.122 | 1:22.700 |
| 6 | J. RUSSO | 27.675 | B. GAWITH | 28.955 | H. SNELL | 25.443 | B. DEMMERY | 1:22.150 | 1:22.442 |
| 7 | J. NEWMAN | 27.695 | C. MOYLAN | 28.986 | R. LARKIN | 25.459 | C. ROWNTRE | 1:22.232 | 1:22.359 |
| 8 | H. SNELL | 27.727 | L. KNIGHT | 29.010 | J. RUSSO | 25.537 | V. KNEZOVIC | 1:22.278 | 1:22.613 |
| 9 | L. LOW | 27.735 | V. KNEZOVIC | 29.057 | J. NEWMAN | 25.539 | S. PEZZETTA | 1:22.298 | 1:22.686 |
| 10 | S. PEZZETTA | 27.742 | J. SIMPSON | 29.092 | M. HAMOD | 25.577 | J. SIMPSON | 1:22.417 | 1:22.604 |
| 11 | T. MORRISON | 27.744 | B. DEMMERY | 29.093 | C. ROWNTREE | 25.582 | J. RUSSO | 1:22.468 | 1:23.146 |
| 12 | C. SWAIN | 27.759 | W. NASSIF | 29.099 | C. MIDDLETON | 25.610 | H. SNELL | 1:22.482 | 1:22.751 |
| 13 | B. DEMMERY | 27.775 | H. WATTS | 29.115 | L. LOW | 25.670 | L. LOW | 1:22.574 | 1:23.008 |
| 14 | V. KNEZOVIC | 27.798 | T. MORRISON | 29.149 | J. SIMPSON | 25.682 | L. KNIGHT | 1:22.575 | 1:23.035 |
| 15 | C. MOYLAN | 27.834 | L. LOW | 29.169 | L. KNIGHT | 25.701 | M. HAMOD | 1:22.685 | 1:22.947 |
| 16 | L. KNIGHT | 27.864 | C. ROWNTREE | 29.183 | C. MOYLAN | 25.928 | C. MOYLAN | 1:22.748 | 1:23.127 |
| 17 | W. NASSIF | 27.993 | J. RUSSO | 29.256 | H. WATTS | 25.955 | T. MORRISON | 1:22.965 | 1:23.168 |
| 18 | R. GILBERT | 28.054 | S. PEZZETTA | 29.284 | W. NASSIF | 25.972 | W. NASSIF | 1:23.064 | 1:23.221 |
| 19 | M. HAMOD | 28.153 | H. SNELL | 29.312 | T. MORRISON | 26.072 | H. WATTS | 1:23.453 | 1:23.765 |
| 20 | H. WATTS | 28.383 | R. GILBERT | 29.494 | R. GILBERT | 26.082 | R. GILBERT | 1:23.630 | 1:23.780 |
| 21 | D. MILLS | 28.549 | A. CAMERON | 29.731 | A. CAMERON | 26.220 | A. CAMERON | 1:24.725 | 1:25.102 |
| 22 | A. CAMERON | 28.774 | D. MILLS | 29.804 | D. MILLS | 26.503 | D. MILLS | 1:24.856 | 1:24.998 |
| 23 | B. QUINLAN | 30.017 | B. QUINLAN | 31.111 | B. QUINLAN | 27.491 | B. QUINLAN | 1:28.619 | 1:28.760 |

The results are provisional until the end of the time limit for protests and appeals.

Scott Laing
 Chief Timekeeper - Scott Laing

Tom Williams
 Race Director - Tom Williams





Round 3 : April 28 - 30

Queensland Raceway



ASBK.COM.AU f t i y

**AUSTRALIAN SUPERSPORT 300 CHAMPIONSHIP
PROVISIONAL PROGRESSIVE ROUND POINTS**

AUSTRALIAN SUPERSPORT 300 CHAMPIONSHIP

| Pos | No | Name | Machine | Rnd 3 Pole | Rnd 3 Race 1 | Rnd 3 Race 2 | Total |
|-----|-----|--------------------|----------|------------|--------------|--------------|-------|
| 1 | 25 | Brodie GAWITH | Yamaha | | 18 | 25 | 43 |
| 2 | 13 | Marcus HAMOD | Yamaha | | 25 | 18 | 43 |
| 3 | 11 | Brandon DEMMERY | Yamaha | 1 | 20 | 20 | 41 |
| 4 | 20 | Casey MIDDLETON | Kawasaki | | 16 | 17 | 33 |
| 5 | 51 | Sam PEZZETTA | Yamaha | | 14 | 16 | 30 |
| 6 | 17 | Joshua NEWMAN | Kawasaki | | 15 | 15 | 30 |
| 7 | 26 | Cameron SWAIN | Yamaha | | 17 | 12 | 29 |
| 8 | 32 | Jai RUSSO | Yamaha | | 10 | 14 | 24 |
| 9 | 57 | Cooper ROWNTREE | Yamaha | | 12 | 11 | 23 |
| 10 | 33 | Jordy SIMPSON | Yamaha | | 13 | 9 | 22 |
| 11 | 48 | Valentino KNEZOVIC | Yamaha | | 8 | 13 | 21 |
| 12 | 68 | Ryan LARKIN | Yamaha | | 9 | 10 | 19 |
| 13 | 77 | Lachlan LOW | Yamaha | | 7 | 8 | 15 |
| 14 | 222 | Lincoln KNIGHT | Yamaha | | 6 | 7 | 13 |
| 15 | 12 | Henry SNELL | Yamaha | | 11 | | 11 |
| 16 | 14 | Harrison WATTS | Yamaha | | 4 | 4 | 8 |
| 17 | 27 | Calvin MOYLAN | Kawasaki | | 1 | 6 | 7 |
| 18 | 95 | Tara MORRISON | Kawasaki | | 2 | 5 | 7 |
| 19 | 65 | Will NASSIF | Yamaha | | 5 | 2 | 7 |
| 20 | 72 | Ryder GILBERT | Yamaha | | 3 | 3 | 6 |
| 21 | 88 | Abbie CAMERON | Yamaha | | | 1 | 1 |

Scott Laing
Chief Timekeeper - Scott Laing

Tom Williams
Race Director - Tom Williams



www.computime.com.au
COMPUTIME RACE TIMING SYSTEMS PTY LTD





Round 3 : April 28 - 30

Queensland Raceway



**AUSTRALIAN SUPERSPORT 300 CHAMPIONSHIP
PROVISIONAL PROGRESSIVE CHAMPIONSHIP POINTS**

AUSTRALIAN SUPERSPORT 300 CHAMPIONSHIP

| Pos | No | Name | Machine | Rnd 1 WBSK | Rnd 2 SMSP | Rnd 3 Pole | Rnd 3 Race 1 | Rnd 3 Race 2 | Total |
|-----|-----|--------------------|----------|---------------|---------------|---------------|-----------------|-----------------|-------|
| 1 | 11 | Brandon DEMMERY | Yamaha | 57 | 71 | 1 | 20 | 20 | 169 |
| 2 | 25 | Brodie GAWITH | Yamaha | 50 | 52 | | 18 | 25 | 145 |
| 3 | 26 | Cameron SWAIN | Yamaha | 51 | 63 | | 17 | 12 | 143 |
| 4 | 32 | Jai RUSSO | Yamaha | 58 | 51 | | 10 | 14 | 133 |
| 5 | 13 | Marcus HAMOD | Yamaha | 41 | 45 | | 25 | 18 | 129 |
| 6 | 20 | Casey MIDDLETON | Kawasaki | 45 | 43 | | 16 | 17 | 121 |
| 7 | 12 | Henry SNELL | Yamaha | 53 | 49 | | 11 | | 113 |
| 8 | 57 | Cooper ROWNTREE | Yamaha | 42 | 29 | | 12 | 11 | 94 |
| 9 | 17 | Joshua NEWMAN | Kawasaki | 26 | 23 | | 15 | 15 | 79 |
| 10 | 2 | Luke JHONSTON | Yamaha | 51 | 28 | | | | 79 |
| 11 | 222 | Lincoln KNIGHT | Yamaha | 32 | 29 | | 6 | 7 | 74 |
| 12 | 48 | Valentino KNEZOVIC | Yamaha | 19 | 29 | | 8 | 13 | 69 |
| 13 | 51 | Sam PEZZETTA | Yamaha | 10 | 21 | | 14 | 16 | 61 |
| 14 | 33 | Jordy SIMPSON | Yamaha | 16 | 18 | | 13 | 9 | 56 |
| 15 | 14 | Harrison WATTS | Yamaha | 24 | 20 | | 4 | 4 | 52 |
| 16 | 68 | Ryan LARKIN | Yamaha | | 23 | | 9 | 10 | 42 |
| 17 | 27 | Calvin MOYLAN | Kawasaki | 16 | 17 | | 1 | 6 | 40 |
| 18 | 95 | Tara MORRISON | Kawasaki | 11 | 14 | | 2 | 5 | 32 |
| 19 | 55 | Steve SFORZIN | Kawasaki | 14 | 11 | | | | 25 |
| 20 | 72 | Ryder GILBERT | Yamaha | 11 | 3 | | 3 | 3 | 20 |
| 21 | 77 | Lachlan LOW | Yamaha | | | | 7 | 8 | 15 |
| 22 | 65 | Will NASSIF | Yamaha | 1 | 5 | | 5 | 2 | 13 |
| 23 | 87 | Brock QUINLAN | Kawasaki | 4 | 4 | | | | 8 |
| 24 | 15 | Daley MILLS | Kawasaki | 7 | 1 | | | | 8 |
| 25 | 97 | Peter NERLICH | Kawasaki | 7 | | | | | 7 |
| 26 | 88 | Abbie CAMERON | Yamaha | 3 | | | | 1 | 4 |

Scott Laing
Chief Timekeeper - Scott Laing

Tom Williams
Race Director - Tom Williams



www.computime.com.au
COMPUTIME RACE TIMING SYSTEMS PTY LTD





Round 3 : April 28 - 30

Queensland Raceway



**SUPERSPORT 300 CHAMPIONSHIP
Race 2**


Date: 30/04/23
Event: R10
Weather: Sunny - Temp: 24.5C
Track: Dry - Temp: 36.4C

Started at: 11:57:04
Laps: 10
Starters: 23
Posted at: 12:18

PROVISIONAL RACE INFORMATION

| Time | Description |
|----------|--|
| 11:52:05 | PIT EXIT OPEN |
| 11:52:20 | SIGHTING LAP STARTED |
| 11:53:09 | PIT EXIT CLOSED |
| 11:54:45 | WARM UP LAP STARTED |
| 11:57:04 | Event Start |
| 12:00:53 | NO JUMP STARTS |
| 12:04:17 | Rider 12 (Henry SNELL) STOPPED TURN 5 - MECHANICAL |
| 12:11:03 | Chequered Flag |
| 12:12:18 | Event Finish |

The results are provisional until the end of the time limit for protests and appeals.


Chief Timekeeper - Scott Laing


Race Director - Tom Williams



www.computime.com.au
COMPUTIME RACE TIMING SYSTEMS PTY LTD

